

LEONARDO FORNER

Gruppo Sirmax





Italian excellence in the world

Mestre, January 29th

A global company



Revenue

€500 Mln
with customers in **46** countries

Global presence

Among the first 5 independent polypropylene compounders in the world and of engineering compounds in Europe

Research and innovation

More than **500** new formulations developed



Plants & production capacity

13 plants
395 Kton capacity

Assets

61 production and
13 R&D extruders

R&D Laboratories

7 R&D centers
13 quality control labs



Employees

850
worldwide

Investment

€40 Mln
in 2021/2022

Cooperation

University of Padua,
University of Turin,
Sapienza University of Rome,
Ghent University,
UMass Lowell,
Massachusetts Institute of Technology

13 plants around the world, each with a specific mission

Europe



Italy

Sirmax
Cittadella HQ
PP Compound
and R&D

⚡ 50 kton/yr



Italy

Sirmax
San Vito al Tagliamento
EPC Compound
and R&D

⚡ 23 kton/yr



Italy

Sirmax
Isola Vicentina
Logistic Hub



Italy

Sirmax
Tombolo
EPC Compound

⚡ 35 kton/yr



Italy

Sirmax New Life
Salsomaggiore Terme
rPP Polymers and R&D

⚡ 35 kton/yr



Italy

Sirmax BioComp
Mellaredo di Pianiga
Biocompound
and R&D

⚡ 24 kton/yr



Poland

Sirmax Polska
Kutno 1
PP Compound

⚡ 85 kton/yr



Poland

Sirmax Polska
Kutno 2
TPE, EPC Compound
and R&D

⚡ 30 kton/yr

Americas



USA

Sirmax North America
Anderson, IN
PP Compound
and R&D

⚡ 48 kton/yr



USA

Sirmax North America
Anderson, IN
rPP Polymers

⚡ 18 kton/yr



Brazil

Sirmax do Brasil
São Paulo
PP Compound

⚡ 15 kton/yr

Asia



India

Autotech Sirmax
North - Palwal
PP Compound

⚡ 12 kton/yr



India

Autotech Sirmax
West - Valsad
PP, EPC Compound
and R&D

⚡ 20 kton/yr



Production capacity

Sustainable business unit: Circular polymers

 New Life

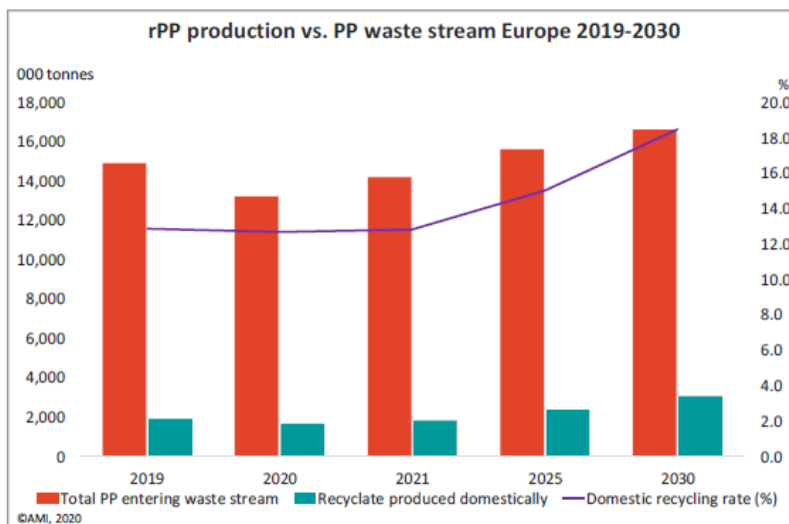
Circular Polymers

Turning post-consumer plastic
waste into **high-quality materials**
with a **low carbon footprint**.



Forecast of recycling activities in Europe

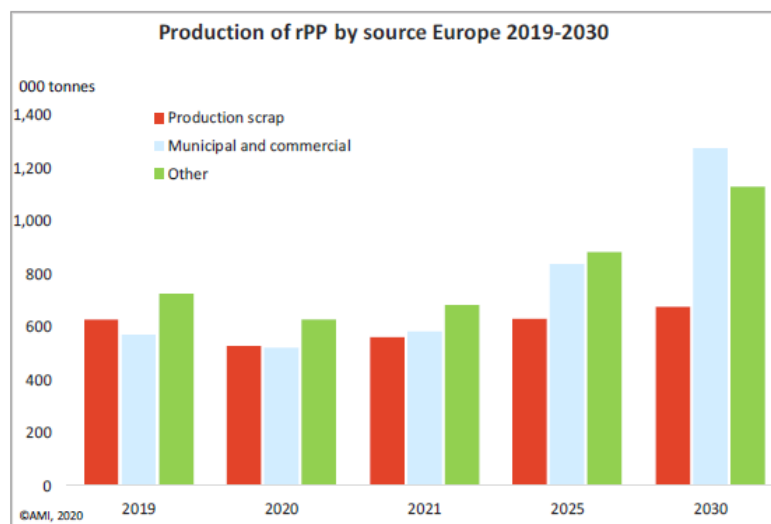
Recycling rate



13%

**PP recycling rate
equivalent to 1.8Mt
(15% or 2.4Mt in 2025)**

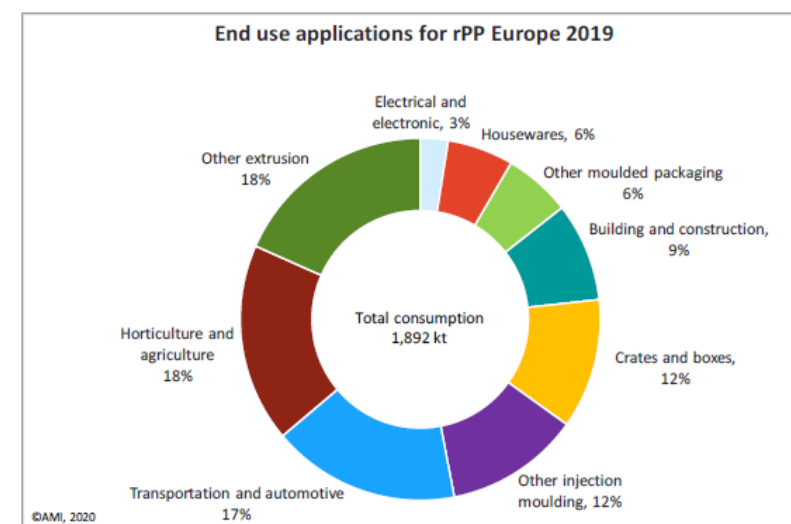
Waste stream %



32%

**Urban waste share
equivalent to 600Kt
(850Kt in 2025)**

Industry share



17%

**Transportation and
Automotive consumer
share equivalent to 320Kt**

Strategic partnership is necessary to have complementary sources

Today COREPLA (municipal waste)...

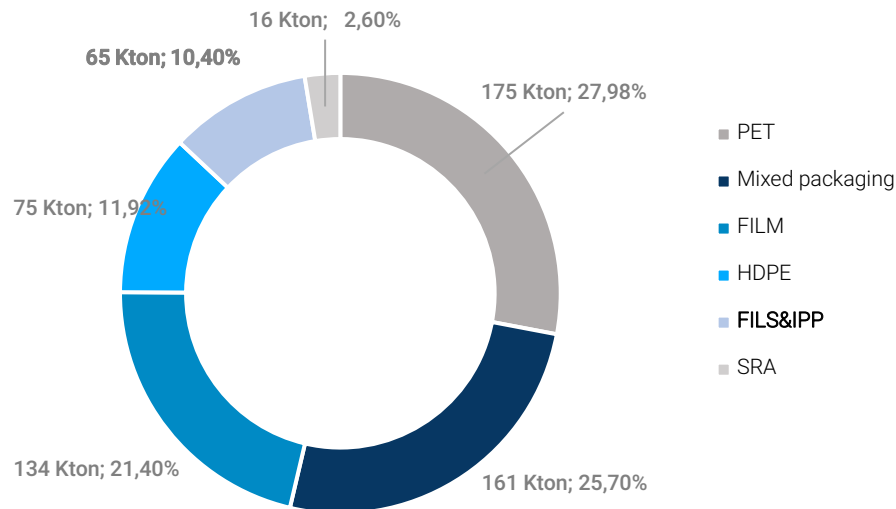


...tomorrow W.E.E. as a complementary source



COLLECTION OF WASTE IN ITALY

- **Post-consumer** waste is sourced from curbside and material recovery facilities (MRF's)
- **65Kt of IPP** placed on the market



FROM A FOCUS ON METAL...

- **Heterogeneity** given the different types of plastics
- **Lower value** given plastics specific weight (PP 0,9 vs steel 7,85 Kg/dm³)
- **Complexity:** selecting, sorting, cleaning...

...TO A RENEWED INTEREST IN PLASTICS

- **Iren** has launched a **pilot plant in Turin 60k tons** with the intention of doubling it (total 140k tons)
- where in addition to metals it will recover **ABS, PS, PP/PE plastics**

ABS



- Brominated
- Non-brominated

PS




- Brominated
- Non-brominated

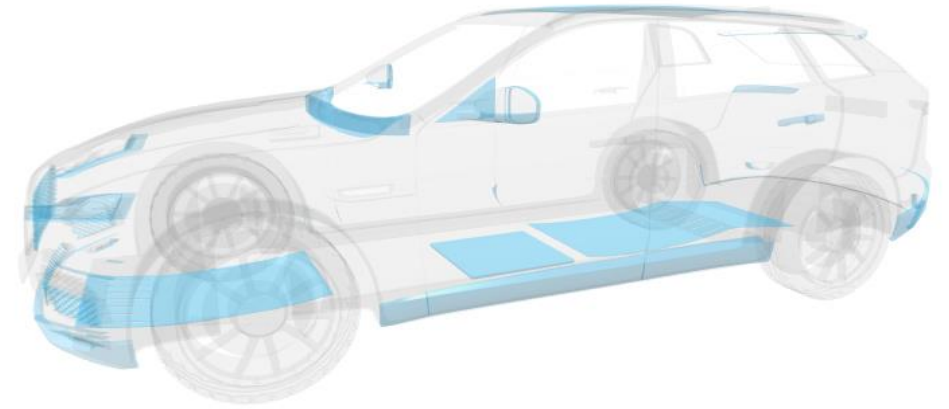
PP/PE



- Brominated
- Non-brominated



Home appliance



Automotive

FIELDS OF APPLICATION



Gardening



Sport and Leisure

SIRMAX
GROUP

Thanks!

Find out more
on
SIRMAX.COM

